

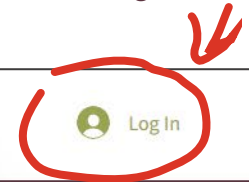


How to find your course on the website

Desktop

Step 1: log in to the website

Click "log In"



Turn Intricate Knitwear into Your Masterpiece



Log In

[Home](#)

1st prize winner - published in Vogue Knitting, Fall 2020

Say Goodbye to fear of Double Knitting

and Step Into Confident, Fully Guided Knitting From
Cast-On to Blocking!

Instructed by the Award-Winning Designer With Years of
teaching with Recorded Workshops Experience

Join the community of knitters who come to elevate their skills step by step, online.

\$39 ~~\$49~~ for a limited time!
Save 20% now

GET LIFETIME ACCESS

Use discount code **CUT_10_PARTY** at checkout

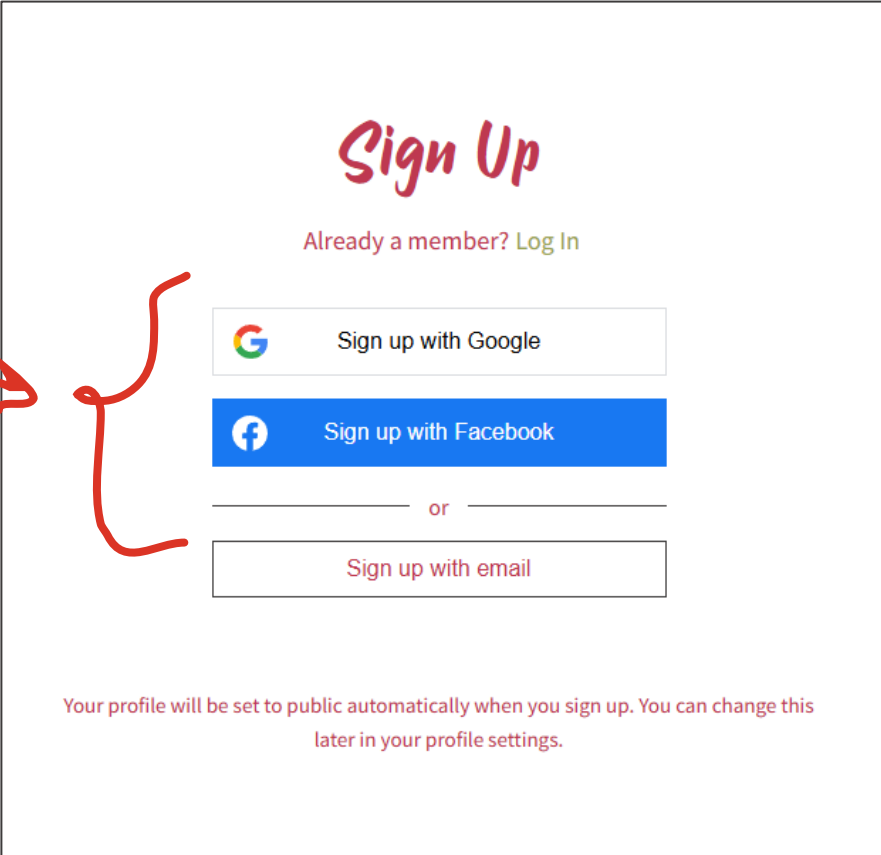


Step 1: log in to the website

Don't have an account yet?

Connect using one of the options below.

We recommend signing in with Google or Facebook so you won't need to manage a password.



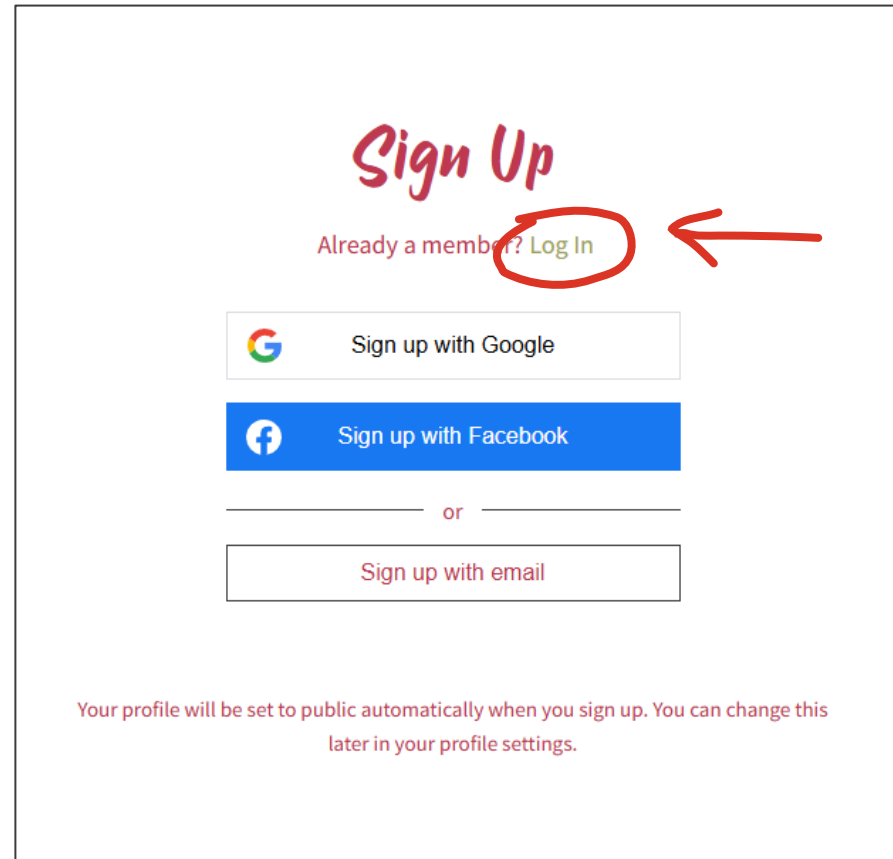
The screenshot shows a 'Sign Up' page with the following elements:

- Sign Up** (large red text)
- [Already a member? Log In](#) (green text)
- Sign up with Google** (button with Google logo)
- Sign up with Facebook** (button with Facebook logo)
- or
- Sign up with email** (button)

Red handwritten annotations include an arrow pointing to the left side of the sign-up options and a bracket grouping the Google and Facebook buttons.


Your profile will be set to public automatically when you sign up. You can change this later in your profile settings.


Step 1: log in to the website



Sign Up

Already a member? [Log In](#)

 Sign up with Google

 Sign up with Facebook

or

Sign up with email


Your profile will be set to public automatically when you sign up. You can change this later in your profile settings.


If you already have an account, make sure to switch to the “Log In” page.

Step 1: log in to the website

Log In

New to this site? [Sign Up](#)

 Log in with Google

 Log in with Facebook

or

Log in with Email

You can now log in with the same method you used to sign up.

Step 2: Open Your User Area

Great! Now that you're signed in, click the little arrow next to your profile photo.



Turn Intricate Knitwear into Your Masterpiece



[Home](#)



1st prize winner - published in Vogue Knitting, Fall 2020

Say Goodbye to fear of Double Knitting

and Step Into Confident, Fully Guided Knitting From
Cast-On to Blocking!

Instructed by the Award-Winning Designer With Years of
teaching with Recorded Workshops Experience

Join the community of knitters who come to elevate their skills step by step, online.

\$39 ~~\$49~~ for a limited time!
Save 20% now

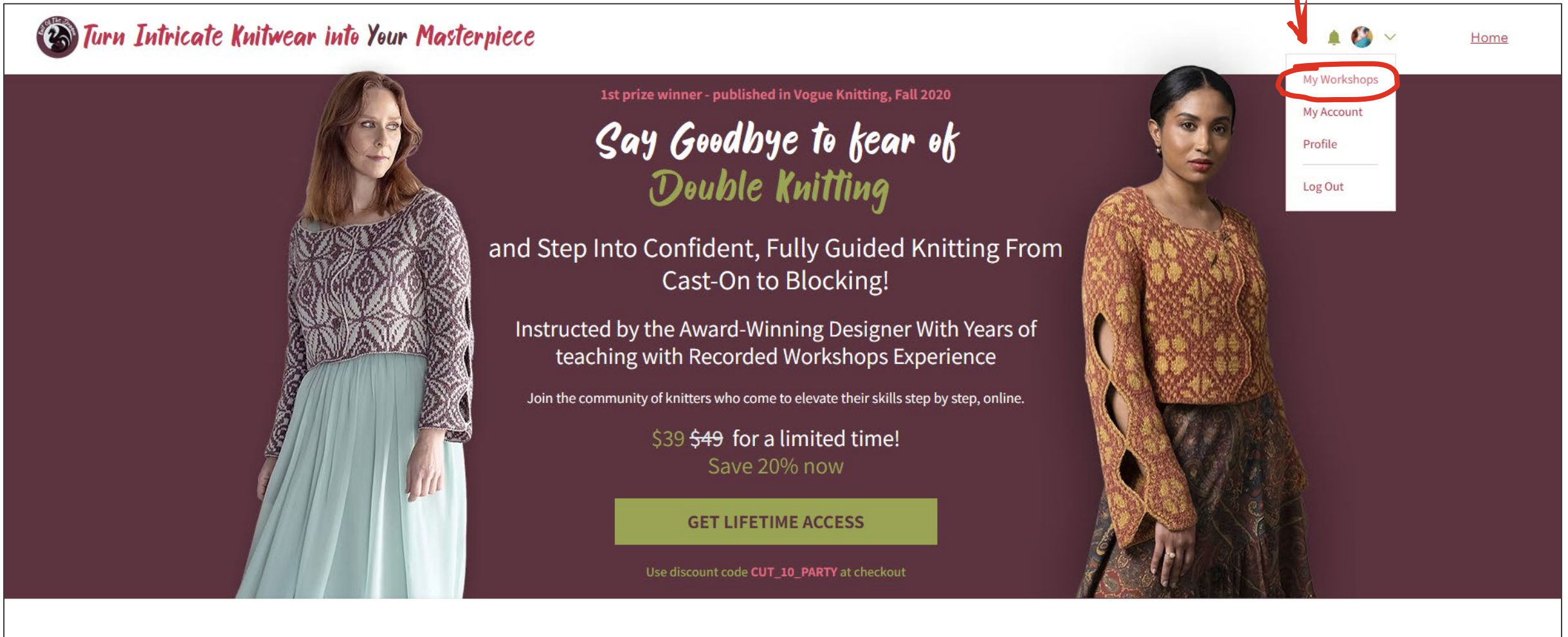
GET LIFETIME ACCESS

Use discount code **CUT_10_PARTY** at checkout



Step 2: Open Your User Area

Click “My Workshops” to view all the workshops you’ve bought.



The screenshot shows a website header with a navigation menu. The menu items are: Home, My Workshops (circled in red), My Account, Profile, and Log Out. A red arrow points to the 'My Workshops' option. Below the header is a large promotional banner for a knitting workshop. The banner features two women wearing knitted tops and skirts. The text on the banner reads: 'Turn Intricate Knitwear into Your Masterpiece', '1st prize winner - published in Vogue Knitting, Fall 2020', 'Say Goodbye to fear of Double Knitting', 'and Step Into Confident, Fully Guided Knitting From Cast-On to Blocking!', 'Instructed by the Award-Winning Designer With Years of teaching with Recorded Workshops Experience', 'Join the community of knitters who come to elevate their skills step by step, online.', '\$39 ~~\$49~~ for a limited time! Save 20% now', 'GET LIFETIME ACCESS', and 'Use discount code CUT_10_PARTY at checkout'.

Turn Intricate Knitwear into Your Masterpiece

1st prize winner - published in Vogue Knitting, Fall 2020

Say Goodbye to fear of Double Knitting

and Step Into Confident, Fully Guided Knitting From Cast-On to Blocking!

Instructed by the Award-Winning Designer With Years of teaching with Recorded Workshops Experience

Join the community of knitters who come to elevate their skills step by step, online.

\$39 ~~\$49~~ for a limited time!
Save 20% now

GET LIFETIME ACCESS

Use discount code CUT_10_PARTY at checkout

Home

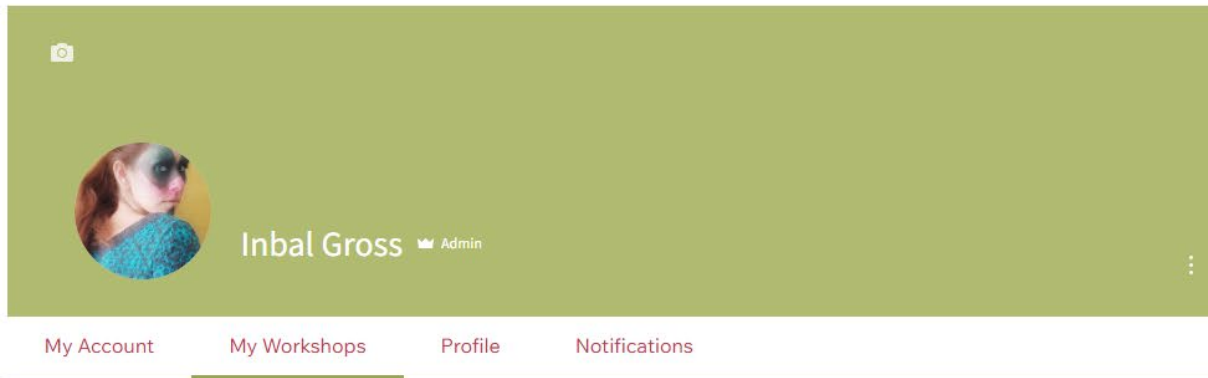
My Workshops

My Account

Profile

Log Out

Step 2: Open Your User Area



A green user profile card for Inbal Gross, Admin. It features a circular profile picture of a woman with a blue knitted top. Below the name are navigation tabs: My Account, My Workshops (highlighted), Profile, and Notifications.

Workshops

Find all of your workshops here

Active Completed



Cut and Out Jacket

You're a Participant

[View Program](#)



You can access the workshop here.



Step 3: Begin your workshop!

Click on a chapter to view its lessons.



Cut and Out Jacket < 0%

Overview

Welcome to the workshop! 0/1 steps

Making a swatch 0/21 steps

Fixing mistakes 0/2 steps


Sleeve Shaping 0/8 steps

Folding and sewing the sleeve 0/7 steps

Sleeve top - working in the round 0/4 steps

Sleeve cap - underarm bind off

111 Steps



Start

Step 3: Begin your workshop!

Cut and Out Jacket < 0%

Overview ⓘ

Welcome to the workshop! 0/1 steps

Welcome, dear knitter

Making a swatch 0/21 steps

Intro

Color dominance

Cast on explained


Casting on

Working Row 1 - RS

Intro

This is one of the most important steps:

1. We will practice everything on a small scale and ensure we know everything before beginning the project.
2. We will get a good example of how our colors work together.
3. Also, we'll see how the fabric feels



Complete Step

< Previous Next >

Click on a lesson to see its content and watch the video

